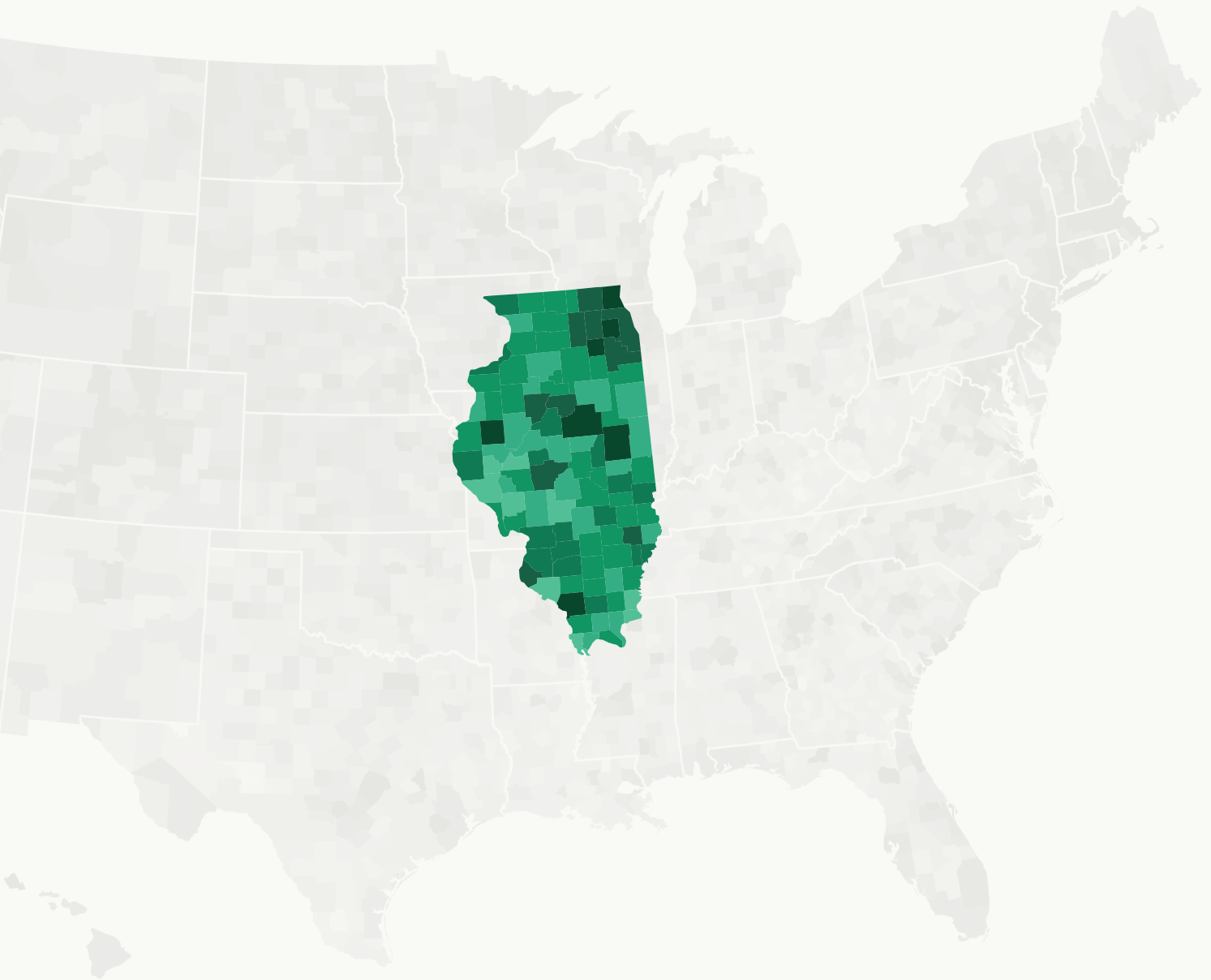


A STRONGER **ILLINOIS** *through* HIGHER EDUCATION



# Efforts to boost college attainment in Illinois are key to achieving Goal 2025

In Illinois, 41.7 percent of the state's 6.9 million working-age adults (25-64 years old) hold a two- or four-year college degree, according to 2011 Census data. Illinois' attainment rate is increasing slowly; last year, the rate was 41.3 percent. Also, Illinois' rate of higher education attainment is above the national average. This year, the percentage of Americans between age 25 and 64 who hold a two- or four-year degree is 38.7 percent. This rate is rising, but only slowly. In 2010, the rate was 38.3 percent; in 2009, it was 38.1.

There is reason for optimism about educational trends in the state. The best indicator of where attainment rates are heading is the rate among young adults — those between the ages of 25 and 34. In Illinois, 2011 Census data put the attainment rate of these young adults at 45.7 percent, considerably higher than that of the adult population as a whole. This suggests that young people in Illinois are getting the message that higher education is important to their future. Illinois' attainment rate among young adults is also better than the national rate of 40.1 percent.

Despite its relative success, Illinois must do better. In Illinois and nationally, college attainment rates must increase more rapidly to reach 60 percent by 2025. If the current rate of degree production continues, about 49 percent of Illinois' adult population — 3.3 million people — will hold a college degree in 2025. To reach 60 percent attainment among its projected 2025 population of 6,636,111, Illinois will need to add more than 723,000 degrees to that total.

By now, most people understand why increasing attainment is so important — both to themselves and their communities. Experts from the Center on Education and the Workforce at Georgetown University say that, by 2018, 1.3 million of the expected 2 million

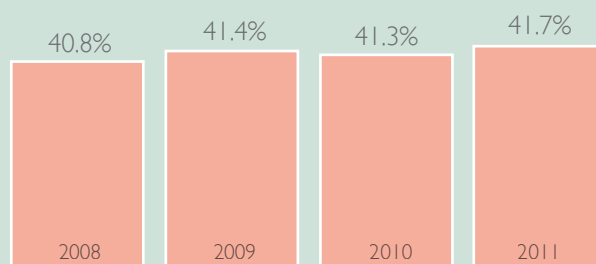
job vacancies in Illinois will require postsecondary credentials. Indeed, 64 percent of all Illinois jobs will require postsecondary education by 2018.

Clearly, the state's economic future depends on producing more college graduates — and an excellent place to begin is with those who have attended college but not earned a credential. In 2011, more than 1.5 million Illinois adults — 21.9 percent of the adult population — had gone to college but lacked either a two- or four-year degree. Encouraging and helping these adults to complete degrees would go a long way toward helping Illinois reach the 60 percent goal.

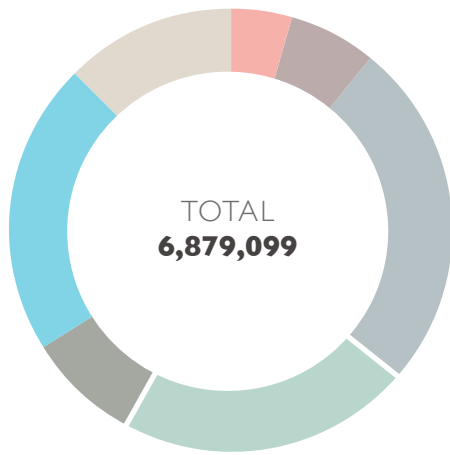
To increase attainment, states must work systematically to close achievement gaps based on race, income, geography and other factors. As in past years, this report lists an attainment rate for each Illinois county. The data show that increasing attainment is a particular challenge in rural counties, so assuring that all communities have access to high-quality higher education is essential. Illinois must also increase college success among the fast-growing groups that will account for a growing proportion of the state's population, including working adults, low-income and first-generation students, and students of color. Meeting the educational needs of these 21st century students will help build Illinois' economy and ensure a bright future for the state.

## Tracking the trend

Percentage of the state's working-age population (25-64) with at least an associate degree



## Levels of education for Illinois adults (ages 25-64)

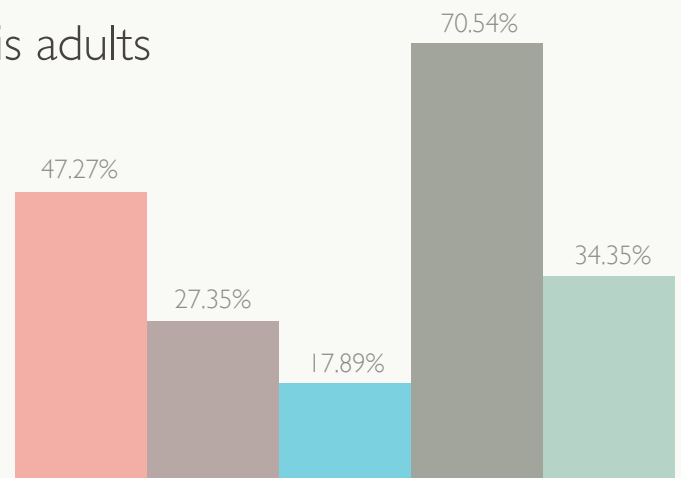


Less than ninth grade	311,391	<b>4.53%</b>
Ninth to 12th grade, no diploma	440,063	<b>6.40%</b>
High school graduate (including equivalency)	1,750,370	<b>25.44%</b>
Some college, no degree	1,505,483	<b>21.88%</b>
Associate degree	563,984	<b>8.20%</b>
Bachelor's degree	1,463,138	<b>21.27%</b>
Graduate or professional degree	844,670	<b>12.28%</b>

Source: U.S. Census Bureau, 2011 American Community Survey

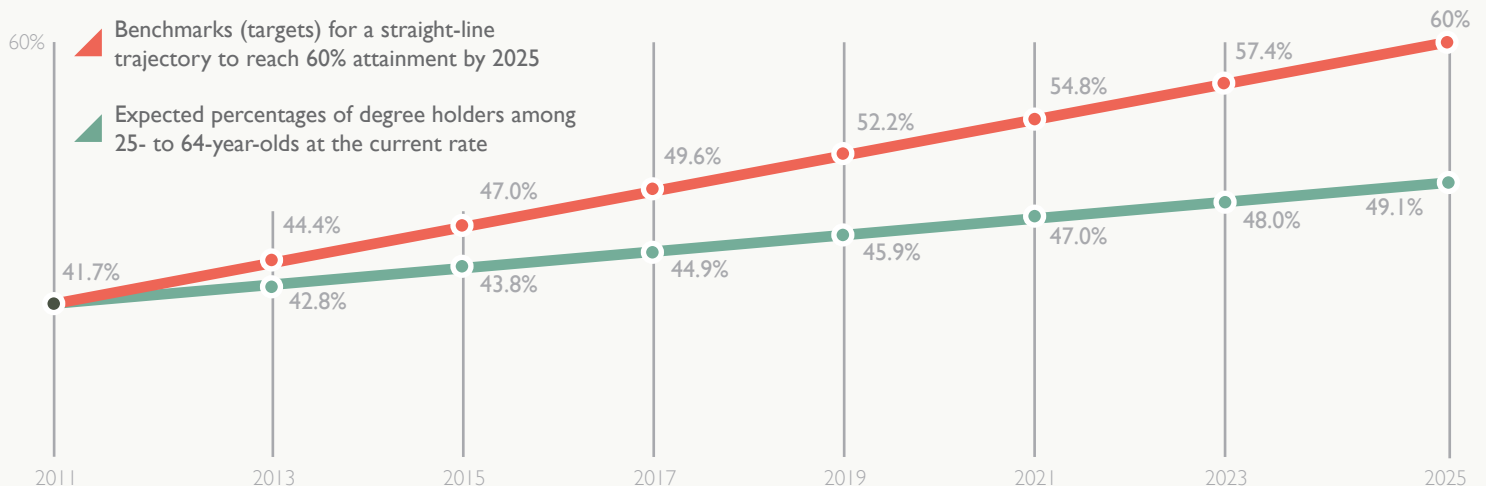
## Degree-attainment rates among Illinois adults (ages 25-64), by population group

White	<b>47.27%</b>
Black	<b>27.35%</b>
Hispanic	<b>17.89%</b>
Asian	<b>70.54%</b>
Native American	<b>34.35%</b>



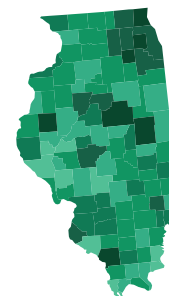
Source: U.S. Census Bureau, 2009-11 American Community Survey PUMS File

## The path to 60% degree attainment in Illinois



Source: U.S. Census Bureau, 2000 Census, 2010 & 2011 American Community Survey

# Percentage of Illinois adults (ages 25-64) with at least an associate degree, by county



Adams	34.22	Cumberland	30.55	Hardin	21.12	Lee	28.01	Morgan	30.43	Scott	27.32
Alexander	17.82	DeKalb	40.87	Henderson	26.54	Livingston	23.51	Moultrie	28.07	Shelby	29.58
Bond	36.45	De Witt	27.56	Henry	33.26	Logan	26.26	Ogle	30.80	Stark	27.69
Boone	29.23	Douglas	24.07	Iroquois	26.37	McDonough	46.10	Peoria	40.64	Stephenson	29.43
Brown	20.23	DuPage	56.29	Jackson	46.84	McHenry	42.44	Perry	27.86	Tazewell	38.24
Bureau	27.65	Edgar	28.72	Jasper	32.83	McLean	51.49	Piatt	37.78	Union	32.12
Calhoun	30.54	Edwards	36.09	Jefferson	28.35	Macon	31.79	Pike	21.33	Vermilion	25.79
Carroll	27.09	Effingham	37.61	Jersey	30.35	Macoupin	26.95	Pope	23.88	Wabash	36.35
Cass	17.87	Fayette	26.35	Jo Daviess	33.41	Madison	35.73	Pulaski	25.34	Warren	28.74
Champaign	53.92	Ford	29.85	Johnson	24.97	Marion	28.40	Putnam	30.15	Washington	36.73
Christian	23.10	Franklin	28.56	Kane	41.00	Marshall	28.45	Randolph	20.76	Wayne	29.95
Clark	34.52	Fulton	26.84	Kankakee	29.34	Mason	26.71	Richland	40.98	White	30.48
Clay	29.30	Gallatin	22.22	Kendall	45.03	Massac	28.38	Rock Island	34.52	Whiteside	28.35
Clinton	36.78	Greene	21.07	Knox	29.70	Menard	33.44	St. Clair	37.64	Will	42.14
Coles	37.64	Grundy	29.13	Lake	50.11	Mercer	28.70	Saline	30.06	Williamson	35.44
Cook	43.16	Hamilton	25.92	LaSalle	28.57	Monroe	40.04	Sangamon	43.83	Winnebago	30.87
Crawford	32.63	Hancock	30.24	Lawrence	25.85	Montgomery	21.76	Schuyler	25.13	Woodford	39.83

Source: U.S. Census Bureau, 2007-11 American Community Survey 5-Year Estimates



Lumina Foundation is an independent, private foundation committed to increasing the proportion of Americans with high-quality degrees, certificates and other credentials to 60 percent by 2025. Lumina's outcomes-based approach focuses on helping to design and build an accessible, responsive and accountable higher education system while fostering a national sense of urgency for action to achieve Goal 2025.

